

Synetik
ErgoCare

NIGHT POSITIONING SYSTEM USER MANUAL



www.synetikergocare.com



IMPORTANT

These instructions provide important information for the safe use and maintenance of the Night Positioning System. Please take the time to read the below; product must be used in accordance with the instructions to avoid any harm to the user.

Intended use

This product is designed to provide support and safety during lying or sitting for individuals who may have difficulty controlling their body parts, sitting upright or maintaining balance. This product is for indoor use. Assembly should only be performed by adults.

Package Contents

This product is completely assembled, you will only need to position the mattress and all the accessories you chose appropriately before use. Please check that you have all the accessories you ordered and then adjust the selected accessories.

Disposal

When a product reaches the end of its lifetime, it should be separated by material type so that the parts can be recycled and disposed of safely.

Maintenance

This product should be inspected, maintained, cleaned and/or washed routinely. Discontinue the use of this product if it becomes damaged, broken or disassembled. Contact your supplier for qualified repair or replacement. Do not alter or repair by unqualified people. In the case that modifications or repairs are made without having received written permission from the vendor, the warranty will be void.



SET UP

Mattress Standard Mode (Figure 1)

Step 1 - Open the storage bag, and take all the accessories and mattress out.

Step 2 - Take off the straps and release the buckle on the mattress, and then put the mattress on a flat surface.

Step 3 - Put all the pillows on the mattress and adjust the position according to the user's personal condition and preference. Attach the side with Velcro to the mattress of the Night Positioning System, ensuring that the pillow is securely fixed and won't shift.



Figure 1

Mattress Sitting Mode (Figure 2)

Step 1 - Open the storage bag, and take all the accessories and mattress out.

Step 2 - On the back of the mattress (full black side), there is a long webbing with a hook end. Insert the hook end into the insertion end on the short side of the mattress to buckle up. And then turn one end of the webbing back through the tri-glide slide on the webbing to tighten. Adjust the length of webbing to change the mattress's tilt angle.

Step 3 - Put all the pillows on the mattress and adjust the position according to the user's personal condition and preference.



Figure 2

Fleece Sheet - if needed (Figure 3)

Step 1 - Place the cover over the mattress and securely tighten the closing cord.

Step 2 - Put all the pillows on the Fleece Sheet and adjust the position according to the user's personal condition and preference. Attach the side with Velcro to the Fleece Sheet, ensuring that the pillow is securely fixed and won't shift.



Figure 3

Belt Attachment - if needed (Figure 4)

Attach the belts using the loops on both sides of the mattress.

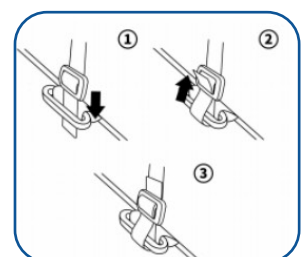


Figure 4

FOLD & STORE



①

Fold the mattress as shown in the picture.




②

Thread the upper and lower webbings through the loops on both sides.



③

Place the storage bag on the mattress and zip one side up. Note the handle should be facing the open side.



④

Put all the accessories into the bag and zip it up.

CLEANING

Please check the fabric label before washing.

BASE MATTRESS	<ul style="list-style-type: none"> • Wipe clean with a damp cloth and mild detergents. • Do not use bleach or biological cleaners. • Antibacterial spray or wipes can be used. • If disinfection is necessary, clean with a solution of disinfectant with a damp cloth.
COVERS	<p>Including mattress cover, fleece sheet, storage bag and all the pillow covers.</p> <ul style="list-style-type: none"> • Fasten the zipper on the cover before washing. • Place the cover inside a laundry bag to prevent damage to it or washing machine/dryer. • Machine wash at 40°C or less with a mild detergent. • Lay mattress cover flat to dry in the shade. • Do not bleach or iron. • Do not dry clean. • NEVER use the mattress cover alone without base mattress installed.
PILLOW INNER	<ul style="list-style-type: none"> • Wipe clean with a damp cloth and mild detergents. • Do not use bleach or biological cleaners.
BELTS	<ul style="list-style-type: none"> • Minor spills can be removed with a damp cloth. • Spillages should be removed as quickly as possible. Dab the stain, do not rub. • Do not over wet the stain. • Do not use organic solvents, dry cleaning fluids, abrasive cleaners or industrial bleaches. • Antibacterial spray or wipes can be used. • If disinfection is necessary, clean with a solution of disinfectant with a damp cloth.

Always ensure that the products are dry before use.



Read the Instructions before Use



Single patient - multiple use



For indoor use



CE mark



Caution



Non-Sterile



Do not iron



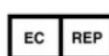
Do not bleach



Machine wash- water temperature 40°C



Do not dry clean



Authorized representative
in the European Community



Medical Device



Manufacturer Name Address

NIGHT POSITIONING SYSTEM SPECIFICATIONS	SIZE 45	SIZE 55	SIZE 69
Mattress length	45.3" (115 cm)	55.1" (140 cm)	68.9" (175 cm)
Mattress width	25.6" (65 cm)	25.6" (65 cm)	25.6" (65 cm)

Warranty Statement

The instructions for use of this product should be followed carefully. It is impossible to eliminate all risks inherently associated with the use of this product. The vendor warranty allows for repair unless Synetik Group determines that replacing or returning the product is necessary. The vendor warranty period is 1 years, from the date of purchase as indicated on the sales receipt.

The vendor makes no warranties of satisfactory quality or of fitness for a particular purpose nor any other express or implied warranty except as stated above.

THE VENDOR WARRANTY WILL VOID IN THE FOLLOWING CIRCUMSTANCES:

- Customer made or arranged for modifications or repairs to be made without first having received written permission from the vendor.
- Defects resulting from neglect or an accident and/or from any use or maintenance other than that indicated in the user guide.
- Incorrect mounting or installation of third-party parts that are incompatible with the product.
- Inadvertent or unintentional damage, abnormal use or insufficient care.
- Improper storage / product care.
- Damage due to repairs carried out by unauthorized persons or due to improper disassembly of the product.
- Customer dissatisfaction with the product in terms of fit, weight, functionality, colour or design.

WARNING

- It is essential that the products are thoroughly inspected at least annually, and periodically reviewed by a qualified professional for their suitability to the user and the user's needs. The reviewer is responsible for ensuring any product is safe and stable for the user.
- Never leave the user unattended, especially when the user is a child. To avoid harm, it is the sole responsibility of the caregiver to ensure the safety of the user.
- Do not put the mattress on a rough and uneven ground, or on an incline.
- Never let the user stand up on the pillows to avoid slipping or falling.
- Do not allow children to climb inside or play with the storage bag.
- This product contains small parts which could present a choking hazard to small children.
- To prevent the risk of the products catching fire, do not place them near an exposed heat source such as cigarettes, electricity, an open fire.
- To avoid ensure that the user is kept away when unfolding and folding this product.
- To avoid serious injury from falling or sliding on the mattress, the user must always use the appropriate accessories. When securing the user with belts, ensure there is a finger's width between belt and user to prevent over tightening or user moving to an inappropriate position. And make sure the belt is long enough for the user.
- Do not use the Night Positioning System if any part is broken, torn or missing. The damaged or worn parts must be repaired immediately.
- This product has not been tested in conjunction with other manufacturer's products. Do not add any accessories other than Synetik Group approved accessories to this product.
- Any changes or alterations carried out by persons other than a Synetik Group authorised service person will invalidate the warranty and Synetik Group can accept no liability for any injury or damage so caused.
- Any serious incident that has occurred in relation to the products should be reported to the vendor and the competent authority of the region where the user is established.



1242 de Lanaudière
Joliette, Quebec
Canada J6E 3P1



1-866-739-2400



www.synetikergocare.com