

A1 A2 A3

Company/ATP:

PO number:

Marked for:

BILL TO:

SHIP TO:

Address

City, State, Zip

Phone

Email



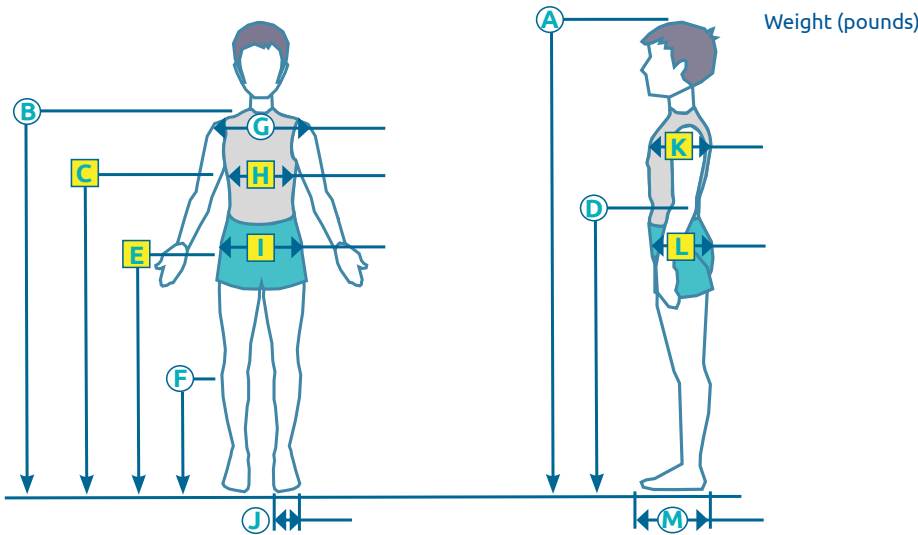
Anthropometric data

1 To ensure the Vertiflex is assembled optimally and tailored to the child's individual needs, please complete the measurement section below—**especially the 6 essential measurements highlighted**. Providing this information allows us to deliver a product that requires minimal adjustment on-site, ensuring a smoother experience for all.

Mandatory

- C** Floor to axilla
- E** Floor to hip
- K** Depth of axilla
- L** Depth of hip
- H** Axilla to axilla
- I** Hip width

Comments:



Please note that measurements C, E, H, I, K and L are essential to ensure the best experience with a Synetik stander.

- 2** Starter kit includes:
- Base with wheels
 - Frame
 - Mast
 - Axilla support receiver
 - Hip support receiver
 - Knob adjustment tool

| HEIGHT | <div style="display: flex; justify-content: space-between;"> <div> <p>■ Prone starter kit - \$ 1,430 (019-00083-BP-A)</p> <p>■ Supine starter kit - \$ 1,595 (019-00083-BS-A)</p> </div> <div> <p>■ Prone starter kit - \$ 1,430 (019-00083-KP-A)</p> <p>■ Supine starter kit - \$ 1,595 (019-00083-KS-A)</p> </div> <div> <p>■ Prone starter kit - \$ 1,430 (019-00083-JP-A)</p> <p>■ Supine starter kit - \$ 1,595 (019-00083-JS-A)</p> </div> </div> | | | | | | | | |
|-------------------------|---|---------|---------|-----------------------|---------|---------|------------------------|---------|-----|
| | SIZE 1 | | | SIZE 2 | | | SIZE 3 | | |
| | Max weight: 50 pounds | | | Max weight: 70 pounds | | | Max weight: 150 pounds | | |
| | Standard | | XL | Standard | | XL | Standard | | XL |
| Minimum | Maximum | Maximum | Minimum | Maximum | Maximum | Minimum | Maximum | Maximum | |
| (C) Floor to axilla | 17" | 27" | 30" | 23" | 33" | 38" | 31" | 45" | 53" |
| (E) Floor to mid hip | 10" | 15" | 18" | 15" | 20" | 25" | 22" | 30" | 38" |
| (C-E) Mid hip to axilla | 7" | 12" | 12" | 8" | 13" | 13" | 9" | 15" | 15" |

- 3** Color
- Purple** ● (019-00088-PMA)
 - Turquoise** ● (019-00088-PTU)
 - Blue** ● (019-00088-PBL)
 - Red** ● (019-00088-PRO)
 - Black** ● (019-00088-PNO)

- 4** Mandatory
- Locking caster \$ 193 (019-00068)
 - Pneumatic tilt system \$ 633 (019-00069)
 - Planar pad \$ 325 (019-00038)

5

Headrest



| | | |
|------------------------------------|--|--------|
| <input type="checkbox"/> 022-00005 | Multi-angle adjustable headrest (Height x Width) 022-00005-14 (4 ½" x 7") 022-00005-16 (5" x 8") 022-00005-17 (5 ½" x 9") | \$ 550 |
| <input type="checkbox"/> 022-00004 | Soft density headrest with shapeable back plate (Height x Width) 022-00004-4 (4" x 9 ½") 022-00004-5 (5" x 10") 022-00004-6 (6" x 11") | \$ 303 |
| <input type="checkbox"/> 022-00002 | Rigid density headrest with non-shapeable back plate (Height x Width) 022-00002-4 (3" x 9 ½") 022-00002-5 (4" x 10") 022-00002-6 (5 ½" x 11") | \$ 303 |
| <input type="checkbox"/> 022-00001 | Soft density headrest with non-shapeable back plate (Height x Width) 022-00001-4 (4" x 9 ½") 022-00001-5 (5" x 10") 022-00001-6 (6" x 11") | \$ 303 |
| <input type="checkbox"/> 022-00003 | Soft density headrest - shapeable laterals 3" x 12" (Height x Width) | \$ 358 |

6

Headrest mount



| | | |
|------------------------------------|---|--------|
| <input type="checkbox"/> 020-00004 | Multi-axis headrest mount 45° | \$ 275 |
| <input type="checkbox"/> 020-00001 | Straight multi-axis headrest mount | \$ 275 |
| <input type="checkbox"/> 020-00006 | Flip-back multi-axis headrest mount | \$ 385 |
| <input type="checkbox"/> 020-00007 | Standard 90° headrest mount | \$ 385 |
| <input type="checkbox"/> 020-00008 | Triple pivot multi-axis headrest mount | \$ 385 |
| <input type="checkbox"/> 020-00015 | Mounting bracket kit - without headrest mount | \$ 182 |

7

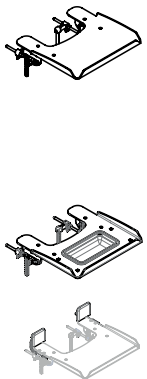
Shoulder



| | | |
|------------------------------------|--|--------|
| <input type="checkbox"/> 019-00006 | Shoulder support (mandatory on supine model) | \$ 165 |
|------------------------------------|--|--------|

8

Tray

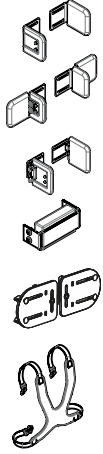


| | | |
|------------------------------------|--|------------|
| <input type="checkbox"/> 019-00011 | Standard tray with half tray padding 019-00011-20 Lexan (Clear) 019-00011-22 Lexan (Clear) 019-00011-24 Lexan (Clear) | \$ 715 |
| <input type="checkbox"/> 019-00010 | 019-00010-22 ABS (Black) 019-00010-22 ABS (Black) 019-00010-24 ABS (Black) | |
| <input type="checkbox"/> CUSTOM | Custom Tray - Minor Design Modification (Please send specifications for drawings and approval) | + \$ 550 |
| | Custom Tray - Significant Design Update (Please send specifications for drawings and approval) | + \$ 1,100 |
| <input type="checkbox"/> 019-00049 | Tray with activity bowl tray (Length 5,5"x Width 11,5"x Depth 2,25") and half tray padding 019-00049-20 Lexan (Clear) 019-00049-22 Lexan (Clear) 019-00049-24 Lexan (Clear) | \$ 770 |
| <input type="checkbox"/> 019-00057 | 019-00057-20 ABS (Black) 019-00057-22 ABS (Black) 019-00057-24 ABS (Black) | |
| <input type="checkbox"/> 019-00065 | Elbow stop, mounted on tray (pair) | \$ 248 |

A1 A2 A3

9

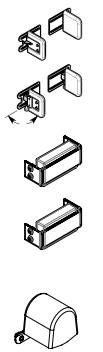
Upper body



| | | | | | |
|------------------------------------|--|--------------------|-------------------|--|--------|
| <input type="checkbox"/> 019-00034 | Standard thoracic support | | | | \$ 165 |
| <input type="checkbox"/> 019-00042 | Standard thoracic support with elbow stops | | | | \$ 605 |
| <input type="checkbox"/> 019-00041 | Swing away thoracic support | | | | \$ 440 |
| <input type="checkbox"/> 019-00028 | Padded thoracic strap | | | | \$ 105 |
| <input type="checkbox"/> 019-00066 | Independent thoracic lateral receiver | | | | \$ 286 |
| <input type="checkbox"/> 019-00044 | Chest harness | | | | \$ 264 |
| | 019-00044-S Small | 019-00044-M Medium | 019-00044-L Large | | |

10

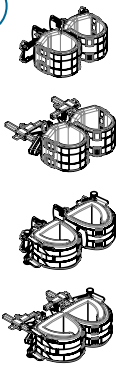
Hip



| | | | | | |
|------------------------------------|--|---------------------|--------------------|--|--------|
| <input type="checkbox"/> 019-00053 | Standard hip laterals | | | | \$ 220 |
| <input type="checkbox"/> 019-00036 | Swing away hip laterals | | | | \$ 660 |
| <input type="checkbox"/> 019-00035 | Rigid padded hip strap (recommended for prone model) | | | | \$ 110 |
| <input type="checkbox"/> 019-00029 | Soft padded hip strap (recommended for supine model) | | | | \$ 110 |
| <input type="checkbox"/> 019-00008 | Abduction pommel | | | | \$ 424 |
| | 019-00008-SS Small | 019-00008-SM Medium | 019-00008-SL Large | | |

11

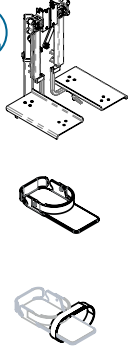
Knee



| | | | | | |
|------------------------------------|---|--|--|--|--------|
| <input type="checkbox"/> 019-00032 | Standard knee support with single lateral | | | | \$ 424 |
| <input type="checkbox"/> 019-00030 | Multi-axis knee support with single lateral | | | | \$ 660 |
| <input type="checkbox"/> 019-00072 | Standard knee support with double lateral | | | | \$ 567 |
| <input type="checkbox"/> 019-00070 | Multi-axis knee support with double lateral | | | | \$ 798 |

12

Foot



| | | | | | |
|---|---|---------------------------------|--------------------------------|--------------------------------|--------|
| <input checked="" type="checkbox"/> 019-00087 | Multi-axis foot positioning (mandatory) | | | | \$ 952 |
| <input checked="" type="checkbox"/> 140-00001 | Foot holder (pair) (Width x Depth) | | | | - |
| | 140-00001-1 2 1/2" x 5 1/2" | 140-00001-2 3" x 6 3/4" | 140-00001-3 3 1/2" x 7 1/2" | 140-00001-4 3 3/4" x 8 1/2" | |
| | 140-00001-5 4" x 9 1/2" | 140-00001-6 4 1/4" x 10 1/2" | 140-00001-7 4 3/4" x 12" | 140-00001-8 5" x 13" | |
| <input checked="" type="checkbox"/> 140-00001-(x)TS | Toe Strap for Foot Holder (pair) | | | | - |

13

Other accessories



| | | | | | |
|------------------------------------|-----------------------------------|--|--|--|--------|
| <input type="checkbox"/> 019-00002 | Push handle (for supine model) | | | | \$ 61 |
| <input type="checkbox"/> 019-00052 | Padded chinrest (for prone model) | | | | \$ 292 |